



Blue Valley's 2024 Legislative
Priority Position
**FULLY FUND
SPECIAL EDUCATION**


**BENEFITS OF FULLY FUNDING
SPECIAL EDUCATION**


- Improved student programming
- Advancement of competitive salaries to attract and retain quality educators

BLUE VALLEY SPECIAL EDUCATION FACTS

 More than 18%, or one in five, of Blue Valley students receive SPED services (includes gifted and students with disabilities).

 Blue Valley has experienced 16.8% growth in Disability Individual Education Plans (IEPs) since the 2018-19 school year.

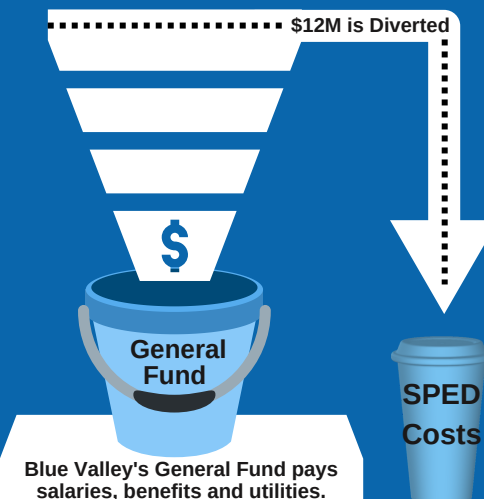
 The Blue Valley general enrollment has decreased approximately 1% since 2017.

 The Blue Valley School District recoups 63.1% of its special education excess costs when state law prescribes a 92% rate.

State Funding

(Base State Aid Per Pupil)

Due to current state SPED funding, the first \$12M of the state's Base State Aid Per Pupil funding is diverted from the General Fund to SPED excess costs.



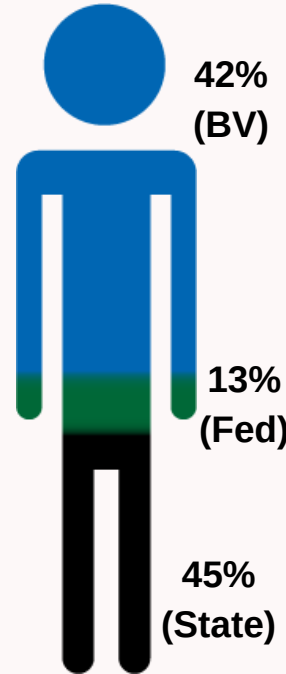
**THE COST OF SPECIAL
EDUCATION IN
BLUE VALLEY**


**S P E D
T E A C H E R**


Avg. annual salary: \$71,882


**S P E D
P A R A**


Avg. annual salary: \$29,908




 Blue Valley paid \$30,622/teacher out of general fund

 Blue Valley paid \$17,142/para out of general fund

 Federal reimbursed Blue Valley \$9,345/teacher in 2022-23

 State reimbursed Blue Valley \$12,766/para in 2022-23

 State reimbursed Blue Valley \$31,915/teacher in 2022-23

**Eighty-three percent of
SPED costs are people.**



To learn more about about Blue Valley's legislative positions, scan this QR code.

